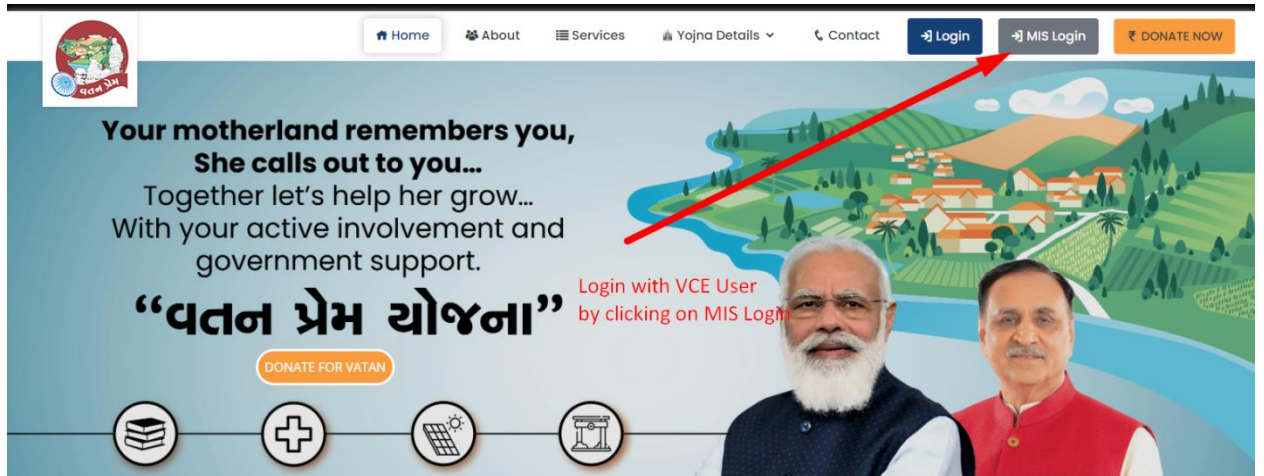


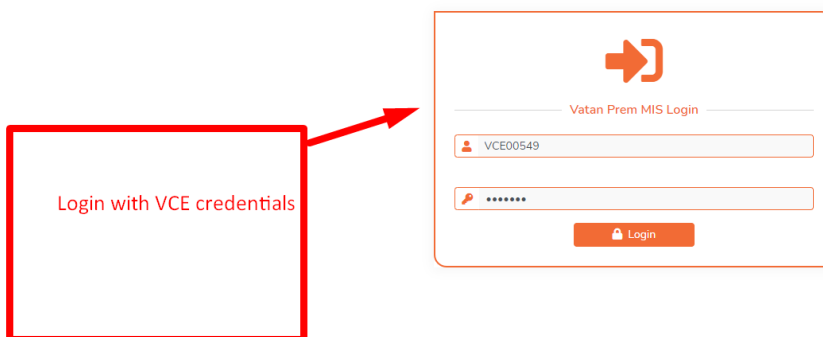
Help Document - VatanPrem

Village work Flow Entry

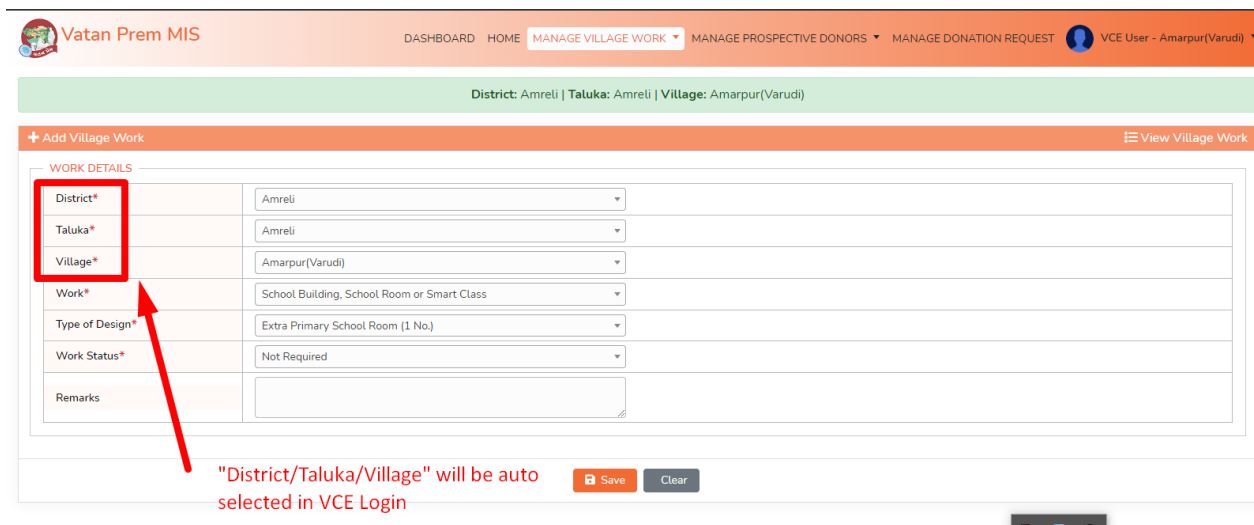
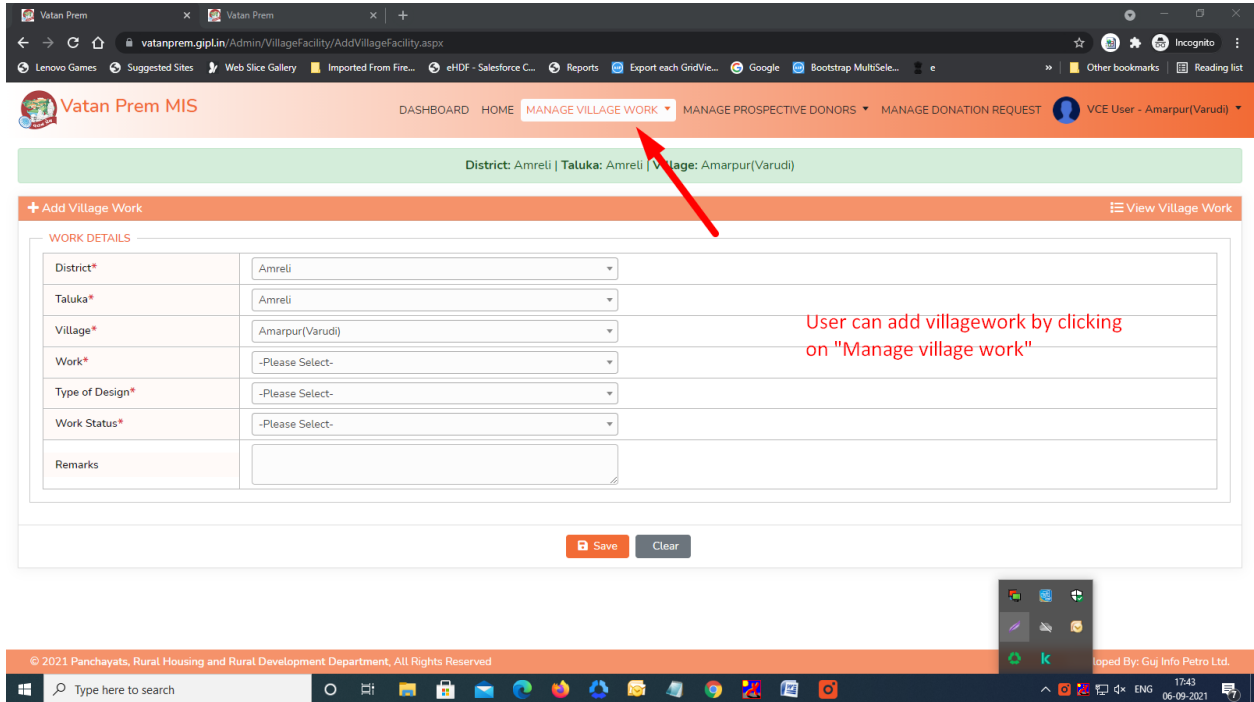
1. Go to mentioned URL "vatanprem.gujarat.gov.in" and click on MIS Login as per below mentioned screen.



2. Login with VCE login with valid credentials. User will be navigated to dashboard once the VCE logged into system.



3. Now VCE user can add the village work by clicking on “Manage Village Work” & below screen will be show. Once User clicks on “Add village work” then “District/Taluka/ Village” will be auto selected and will be disabled.



4. VCE will select the “Work/Type of Design/Work Status” fields as its mandatory and “Remark” will be Optional.

5. User can view the added village entry by clicking on "View Village Work".

Vatan Prem MIS

DASHBOARD HOME **MANAGE VILLAGE WORK** MANAGE PROSPECTIVE DONORS MANAGE DONATION REQUEST VCE User - Amarpur(Varudi)

District: Amreli | Taluka: Amreli | Village: Amarpur(Varudi)

+ Add Village Work **View Village Work**

WORK DETAILS

District*	Amreli
Taluka*	Amreli
Village*	Amarpur(Varudi)
Work*	School Building, School Room or Smart Class
Type of Design*	Extra Primary School Room (1 No.)
Work Status*	Not Required
Remarks	

Save Clear

user can view all added village work entries by clicking on "view Village work"

6. VCE user can view all village entries and can Edit/Delete the village work entries. System will allow to Edit/Delete entry until TDO approval is pending. After TDO approval modification in entry will be done from TDO login only.

Vatan Prem MIS

DASHBOARD HOME **MANAGE VILLAGE WORK** MANAGE PROSPECTIVE DONORS MANAGE DONATION REQUEST VCE User - Amarpur(Varudi)

District: Amreli | Taluka: Amreli | Village: Amarpur(Varudi)

District: Amreli Taluka: Amreli Village: Amarpur(Varudi) TDO Approval Status: -All-

Search Export To Excel

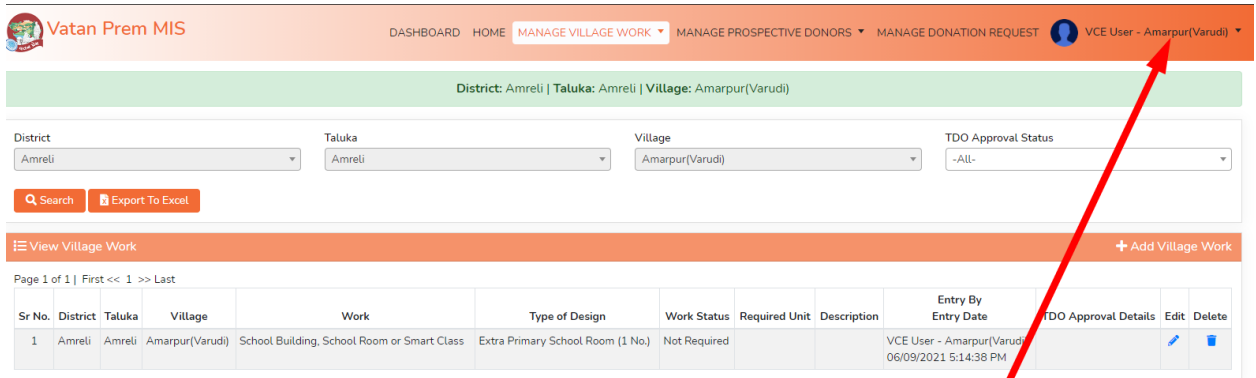
View Village Work + Add Village Work

Page 1 of 1 | First << 1 >> Last

Sr No.	District	Taluka	Village	Work	Type of Design	Work Status	Required Unit	Description	Entry By	Entry Date	TDO Approval Details	Edit	Delete
1	Amreli	Amreli	Amarpur(Varudi)	School Building, School Room or Smart Class	Extra Primary School Room (1 No.)	Not Required			VCE User - Amarpur(Varudi)	06/09/2021 5:14:38 PM			

VCE can Edit/Delete entry until its not approved by TDO user.

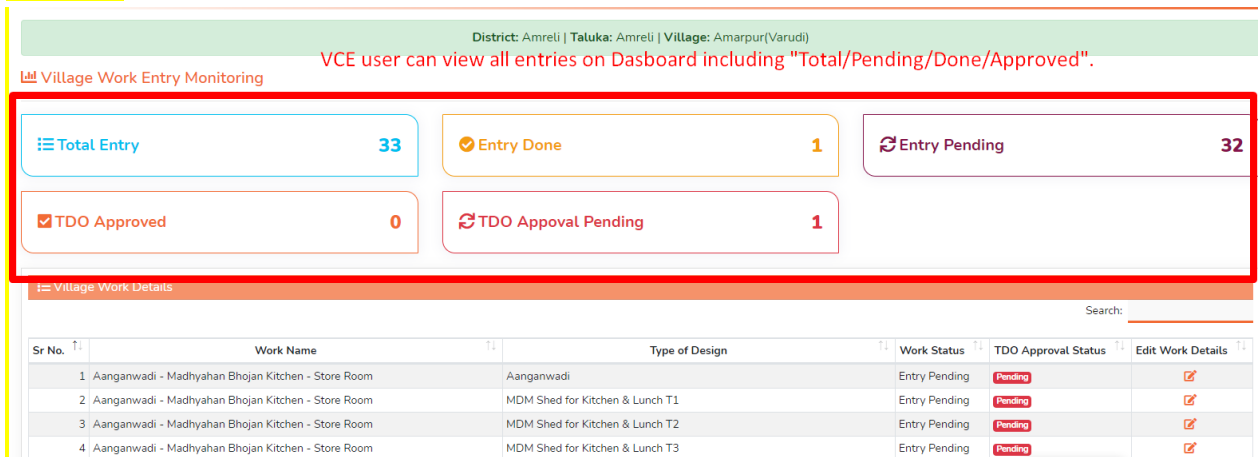
7. User can View profile & Change password as per below screen.



The screenshot shows the Vatan Prem MIS interface. At the top right, there is a user profile menu for 'VCE User - Amarpur(Varudi)'. A red arrow points to this menu. Below the header, there are filters for District (Amreli), Taluka (Amreli), and Village (Amarpur(Varudi)). A table below shows a single entry for a school building. The user profile menu is located in the top right corner of the page.

user can view profile_change password by clicking on profile menu

8. VCE user can view all village work entries on Dashboard and can also Add/Edit the village work entry. VCE user has to do all entries mentioned in this list.



The screenshot shows the VCE user dashboard. At the top, there are filters for District (Amreli), Taluka (Amreli), and Village (Amarpur(Varudi)). Below the filters, there is a section titled 'Village Work Entry Monitoring' which contains five summary cards: Total Entry (33), Entry Done (1), Entry Pending (32), TDO Approved (0), and TDO Approval Pending (1). A red box highlights these summary cards. Below the summary cards, there is a table titled 'Village Work Details' with columns for Sr No., Work Name, Type of Design, Work Status, TDO Approval Status, and Edit Work Details. The table contains four entries, all with a 'Pending' status.

VCE user can view all entries on Dasboard including "Total/Pending/Done/Approved".

Sr No.	Work Name	Type of Design	Work Status	TDO Approval Status	Edit Work Details
1	Aanganwadi - Madhyahan Bhojan Kitchen - Store Room	Aanganwadi	Entry Pending	Pending	Edit
2	Aanganwadi - Madhyahan Bhojan Kitchen - Store Room	MDM Shed for Kitchen & Lunch T1	Entry Pending	Pending	Edit
3	Aanganwadi - Madhyahan Bhojan Kitchen - Store Room	MDM Shed for Kitchen & Lunch T2	Entry Pending	Pending	Edit
4	Aanganwadi - Madhyahan Bhojan Kitchen - Store Room	MDM Shed for Kitchen & Lunch T3	Entry Pending	Pending	Edit